


The first name in sample
preparation equipment



K H A N D C O A T E R



Small K Hand Coater with cleaning/storage rack. Three liquid inks being applied simultaneously. Also shown, Large K Hand Coater with a contrast test card.

The K Hand Coater provides a simple but effective means of applying paints, printing inks, lacquers, adhesives and other surface coatings onto many substrates including paper, board, plastic films, foils, metal plates, glass plates, wood etc. Two or more coatings can be applied side-by-side in a single operation making the system ideal for comparing products.

MAIN FEATURES

- Simple, economical.
- Will deposit from 4 to 500 micron wet film thickness.
- Good repeatability with special impression bed.
- Stainless steel rods and wire used for K Bars.
- K Bars are numbered and colour coded.
- Two or more products coated simultaneously for comparison.

The first name in sample preparation equipment

K HAND COATER



K101 Control Coater

With just a little practice, K Hand Coaters produce a uniform and repeatable coating. However, for those users where repeatability is critical (e.g. when used for computer colour matching) or when a number of operators will be carrying out the test work, we have developed the K Control Coater illustrated above. This automatic machine (detailed on a separate leaflet) has variable speed and a constant pressure exerted between the bar and substrate.

Ordering

Small Starter Set

- 1 small impression bed (coating area 11x18cm)
- 8 short K Bars (specify bar nos)
- 1 short cleaning/storage rack
- 500 sheets proofing paper 12x21cm

Large Starter Set

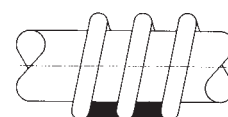
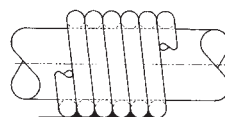
- 1 large impression bed (coating area 22x34cm)
- 8 long K Bars (specify bar nos)
- 1 long cleaning/storage rack
- 500 sheets proofing paper 18x31cm

Alternatively, all items can be ordered individually.

K Bar Coating

Wired K Bars are produced by winding precision drawn stainless steel wire onto a stainless steel rod resulting in a pattern of identically shaped grooves. These grooves precisely control the wet film thickness. Close wound bars will produce coating thicknesses from 4 to 120µm. Still higher coating weights up to 500µm can be obtained using open wound bars.

Standard K Bars



Close Wound

BAR No.	COLOUR CODE	WIRE DIAMETER		WET FILM DEPOSIT	
		INS	MM	INS	µm
0	White	0.002	0.05	0.00015	4
1	Yellow	0.003	0.08	0.00025	6
2	Red	0.006	0.15	0.0005	12
3	Green	0.012	0.31	0.0010	24
4	Black	0.020	0.51	0.0015	40
5	Horn	0.025	0.64	0.0020	50
6	Orange	0.030	0.76	0.0025	60
7	Brown	0.040	1.00	0.0030	80
8	Blue	0.050	1.27	0.0040	100
9	Tan	0.060	1.50	0.0050	120

Open Wound

BAR No.	WIRE DIAMETER		WET FILM DEPOSIT	
	INS	MM	INS	µm
150	0.010	0.25	0.006	150
200	0.014	0.36	0.008	200
300	0.020	0.51	0.012	300
400	0.030	0.76	0.016	400
500	0.040	1.00	0.020	500

Special K Bars to apply intermediate wet film deposits are manufactured to customer requirements. We stock wire diameters giving the choice of the following deposits (microns) when close wound.

4, 6, 8, 10, 12, 14, 16, 18, 20, 22, 24, 26, 28, 30, 32, 34, 36, 38, 40, 42, 44, 46, 48, 50, 52, 54, 56, 58, 60, 62, 64, 66, 68, 70, 72, 76, 80, 84, 88, 90, 92, 96, 100, 104, 108, 110, 112, 116, 120, 128, 130, 140, 150.

We also manufacture both wired metering bars and plain smoothing bars to fit all laboratory and production width coaters.



RK PrintCoat Instruments Ltd.,

Litlington, Royston, Herts SG8 0GZ United Kingdom

Tel: +44 (0)1763 852187 Fax: +44 (0)1763 852502

E-mail: sales@rkprint.com

www.rkprint.com